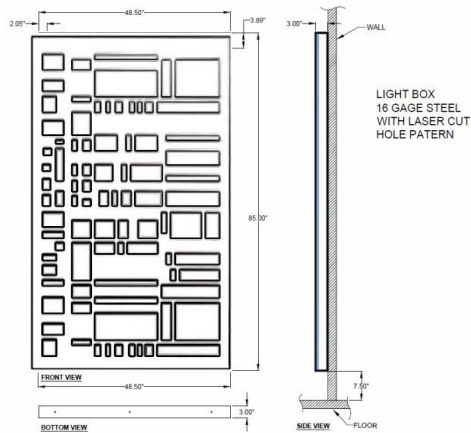



**SPECIFICATIONS**

**LC-ST-REC-84X48-SVPC BACKLIT LASER CUT PANEL**

Model Number Type

**RECTANGLES**

Name Project


**Describe Special Modifications**

Warranty: 1-Year Limited Warranty,

 Complete warranty terms located at: [www.cuttingedgeindustries.com](http://www.cuttingedgeindustries.com)
**CATALOG NUMBER**

Example: LC-ST-REC-84X48-SVPC-LEDMOD2700K-120V

Hardware Style Code	Material	Pattern	Standard Size Options	Finish Options	Lamping/ Color Temperature	Voltage	Custom Options
LC-	ST- Steel AL- Aluminum STS- Stainless Steel  Opal Acrylic Backer is Standard  More options at <a href="http://www.cuttingedgeindustries.com">www.cuttingedgeindustries.com</a>	REC- Rectangles  More options at <a href="http://www.cuttingedgeindustries.com">www.cuttingedgeindustries.com</a>	84x48 72x48 48x48 36x48 30x48 24x48 24x24 12x48	APW - Aged Pewter DBZ - Dark Bronze FWH - Flat White GWH - Gloss White MBK - Matte Black OCB - Oculux Bronze OB - Oxidized Bronze ORB - Oil Rubbed Bronze RST - Rust SN - Satin Nickel SGD - Sun Gold SVPC - Silver Powder Coat  More options at <a href="http://www.cuttingedgeindustries.com">www.cuttingedgeindustries.com</a>	LEDMOD2700K - LED Module, 2700K, 2600 LM Per Board LEDMOD3000K - LED Module, 3000K, 2680 LM Per Board LEDMOD3500K - LED Module, 3500K, 2720 LM Per Board LEDMOD4000K - LED Module, 4000K, 2820 LM Per Board LEDMOD5000K - LED Module, 5000K, 4400-4600 LM Per Board	120V 120V 277V 277V 0-10 Dim	

**SPECIFICATIONS**


**APPLICATIONS**

Laser Panel Architectural Ceiling Tiles can elevate a space within a matter of minutes. Seamless patterns can be installed across large ceilings or down long hallways to create upscale installations. A revolution in grid lighting, standard sizing makes it easy to replace traditional flat panels. Choose from a multitude of patterns to revitalize office or retail spaces.

An LED flat panel provides energy efficient illumination behind a uniquely designed laser-cut fascia. Flush and recessed fascia available. Available in 5 standard patterns, customs designs are available by consult.

**FEATURES & BENEFITS**

- 3 standard sizes – 2ft x 2ft and 2ft x 4ft, 1ft x 4ft
- Dozens of standard patterns with custom patterns available
- Recessed mount for grid ceiling
- Many lumen package / wattage options available
- CRI >80
- >50,000 hrs of L70 LED life
- Power factor >0.90
- 5 year warranty



**DIMENSIONS**

Part	L	W
LC-ST-REC-24X48	24"	48"
LC-ST-REC-30X48	30"	48"
LC-ST-REC-36X48	36"	48"
LC-ST-REC-48X48	48"	48"
LC-ST-REC-72X48	72"	48"
LC-ST-REC-84X48	84"	48"

